



Item #: _____

Model: S280-18B,-24B,-30B & 36B

Product Name: Starfire Sentry Series
Range Match Broiler



*Model S280-24B with
MC280-24 Cabinet Base*

Specification:

Range match Broilers in four sizes: 18" (457mm), Model S280-18B; 24" (610mm), Model S280-24B; 30" (762mm), Model S280-30B and 36" (914mm), Model S280-36B. Standard finish stainless steel front, sides & backguard (less cap), hopper, side splashguard. Black porcelain sloped back guard designed to match Starfire Sentry series ranges. Standard finish stainless steel front, sides and backguard. Exclusive lift off mild steel grease hopper. Cast iron broiler racks with 1/2" (13mm) round bar broad banding on one side and fine diamond branding pattern on reverse in 6" (152mm) wide sections. In lieu of standard broiler racks dual diamond pattern racks are available. Simple set Hi-Lo valves-away from heat and protected. 24" and 36" broilers can be banked in any combination with modified sides for continuous broiling surface. 15,000 BTU cast iron burners for every 6" (152mm) of broiling space, natural or propane gas. Pilot shut off valve, Piezo ignition. Optional MC280 Series modular floor cabinets or BF280 open frame stands.



Standard Features:

- Stainless steel front, sides, front rail, hopper and side splash guards.
- Stainless steel low profile backguard with porcelain cap to match the Starfire Sentry series ranges
- Exclusive lift off hopper top
- Removable broiling grates in 6" (152mm) sections.
- Dual sided cast iron broiler racks, 1/2" round bar for broad banding pattern or flip rack for diamond shaped rod for fine branding .
- Long lasting heavy duty briquettes
- 4" (102mm) sanitary legs on counter models
- Simple set Hi-Lo valves-away from heat and protected.
- Piezo Spark Pilot Ignition
- Gas Pressure Regular
- 3/4" N.P.T. rear gas connection
- 15,000 BTU cast iron burners for every 6" (152mm) of broiler space.
- Natural or Propane gas, specify when ordering

Optional Features:

- ☐ Diamond branding rack in lieu of standard rack, No Charge, specify when ordering
- ☐ Swivel casters W/front locks (set of 4)
- ☐ Stainless steel splatter guide (G80) 18" (457mm), to 48" (1219mm), specify width
- ☐ Nickel plated holding shelves 18" (457mm), 24" (610mm) and 36" (914mm), specify width
- ☐ Modified sides for banking broilers (36" (914mm) and 24" (610mm) broilers only)
- ☐ For Models that have total flame failure protection add prefix "T" (i.e ST280-24B) The "ST" or total flame failure models are "CE" approved.

Optional Broiler Floor Bases

- ☐ MC280 Series modular cabinets, 4 models. Stainless steel fronts and sides, aluminized interiors, 6" (152mm) high chrome legs with adjustable feet. Base size: Broiler width x 29" (737mm) deep x 21-1/2" (546mm) high. Specify width when ordering (i.e. 36" (914mm) wide cabinet is MC280-36)
- ☐ BF280 Series open frame stand models (4), for all broilers. Black enamel frame and legs, with adjustable feet. Specify width when ordering (i.e. 24" (610mm) wide stand is BF280-24)

NOTE: Broilers supplied with casters must be installed with an approved restraining device.

Garland Commercial Industries, Inc.
185 East South Street
Freeland, Pennsylvania 18224
Phone: (570) 636-1000
Fax: (570) 636-3903

Garland Commercial Ranges Ltd
1177 Kamato Road, Mississauga, Ontario
L4W 1X4 CANADA
Phone: 905-624-0260
Fax: 905-624-5669

Enodis UK LTD
Swallowfield Way, Hayes, Middlesex
UB3 1DQ ENGLAND
Telephone: 081-561-0433
Fax: 081-848-0041

GARLAND® GAS Starfire Sentry Range Match Broiler Model: S280-18B,-24B,-30B & -36B



Item #: _____
 Model: S280-18B,-24B,-30B & 36B
 Product Name: Starfire Sentry
 Range Match Broiler

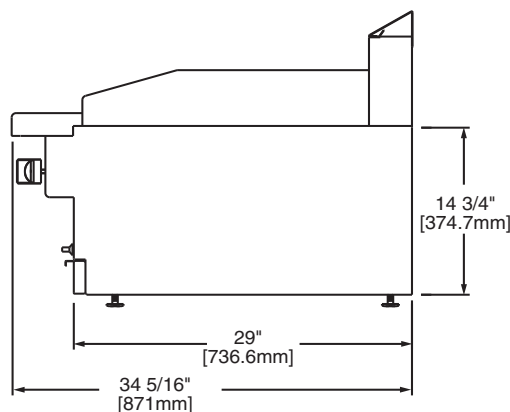
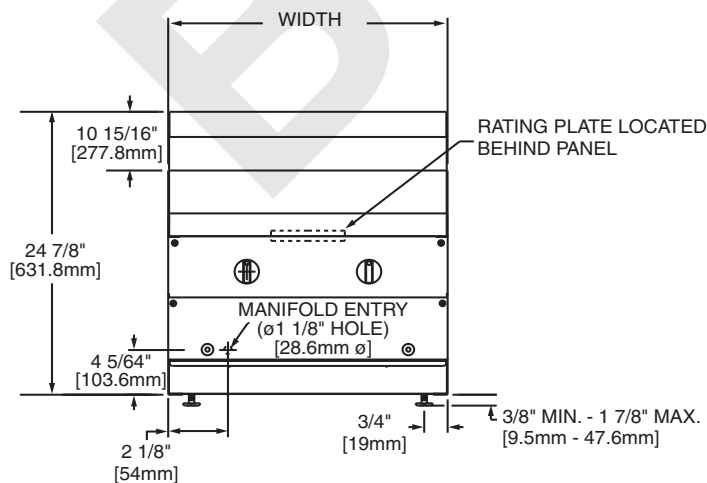
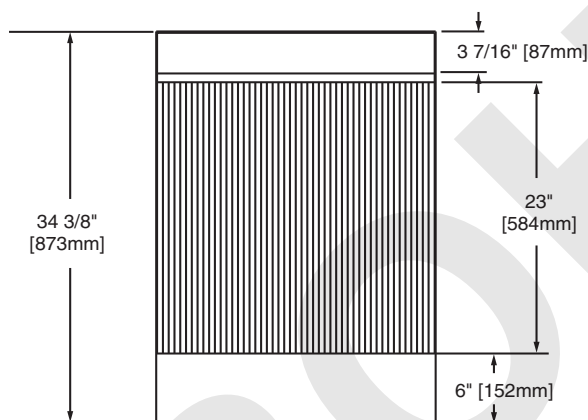
MODEL	Exterior Dimensions			Shipping Wt lb/Kg	Total Input Rating (Natural Gas)	
	Height w/O Legs	Width	Depth		BTU	kW
S280-18B	24-7/8" (632mm)	18" (257mm)	34-3/8" (873mm)	190/86	45,000	13.2
S280-24B	24-7/8" (632mm)	24" (610mm)	34-3/8" (873mm)	240/109	60,000	17.6
S280-30B	24-7/8" (632mm)	30" (762mm)	34-3/8" (873mm)	290/131	75,000	22
S280-36B	24-7/8" (632mm)	36" (914mm)	34-3/8" (873mm)	340/154	90,000	26.4

MODEL	Installation Clearances		Operating Pressure "WC/mbar		Gas Inlet
	Sides	Rear	Natural	Propane	
All Models	6" (152mm)	6" (152mm)	7/17	11.0/27.5	3/4"

NOTE: Installation clearance reductions are applicable only where local codes permit.

When ordering specify gas type, natural or propane and elevation if over 2,000 ft (610m).

Garland products are not approved or authorized for home or residential use, but are intended for commercial applications only. Garland will not provide service, warranty, maintenance or support of any kind other than in commercial applications.



Continuous product improvement is a Garland policy. Specifications and design are subject to change without notice.

Printed in USA

Form # S280-18B/-24B/-30B/-36B (04/05)